
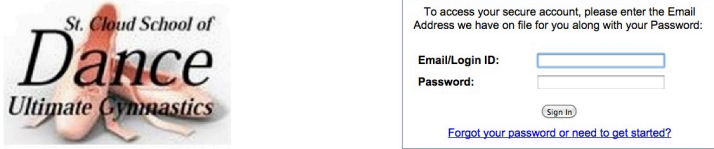






New online account management

For your convenience **St. Cloud School of Dance and Ultimate Gymnastics** now offers our families an online account management system. Families are able to log in to their account to register for classes, make online payments, update contact information, and more!

How to Register (Step 1)	How to use the Customer Portal (Step 2)												
<p>To get started please click the Registration link from our website, www.stclouddance.com. To register for summer classes click on "summer tab". To register for 2015-2015 classes select "dance" or "gymnastics" tabs. The class descriptions will help you select the appropriate class for your child based on age and skill level.</p>	<p>After you are enrolled in a class you will be able to use the Customer Portal.</p> <p>Here you will be able to update contact information, register for additional classes, make online payments, view your balance, and much more!</p>												
<p>Find the class you are interested in registering for and click the red word "Register"</p> <table border="1" data-bbox="56 739 727 787"> <thead> <tr> <th>Register</th> <th>Class</th> <th>Days</th> <th>Times</th> <th>Class Starts</th> <th>Tuition</th> </tr> </thead> <tbody> <tr> <td>Register</td> <td>Combo Ages 2-3</td> <td>Mon</td> <td>6:20pm-7:15pm</td> <td>09/14/15</td> <td>45.00</td> </tr> </tbody> </table>	Register	Class	Days	Times	Class Starts	Tuition	Register	Combo Ages 2-3	Mon	6:20pm-7:15pm	09/14/15	45.00	<p>From www.stclouddance.com select Manage My Account link</p>
Register	Class	Days	Times	Class Starts	Tuition								
Register	Combo Ages 2-3	Mon	6:20pm-7:15pm	09/14/15	45.00								
<p>You will be directed to a new window with our online registration form.</p> 	<p>You will create a Customer Portal account by entering the email address you provided at registration time and clicking the link "I don't have or don't know my password."</p> 												
<p>Fill out the information requested.</p> <p>Note: Contact #1 Email: this address will be used for all news, updates, and payment confirmation.</p>	<p>A temporary password will then be emailed to you within 20 minutes. You can update your password under "My Account."</p> <p>If you do not receive an automatically generated password in your email inbox within 20 minutes it is likely that the email address you are using is not the one listed for your account.</p> <p>Please contact us so we can correct the email account associated with your account.</p>												
<p>You will be able to choose additional classes and add additional students.</p> <ul style="list-style-type: none"> - To add more students use "Student #2, 3, etc"  <ul style="list-style-type: none"> - To register for additional classes use "Classes #2, 3, 4, 5" 	<p>Click on a tabbed area (News, My Account, Fees & Payments, My Contacts, My Students, My Classes, Registration, Policies) to view detailed information or choose from the drop down list next to "I want to:"</p>												
<p>Review and accept our Rules and Policies</p>													
<p>Electronic payment method will need to be entered for monthly tuition payments (credit or debit card).</p>													
<p>Select "Submit Registration Information" to complete registration</p>													